

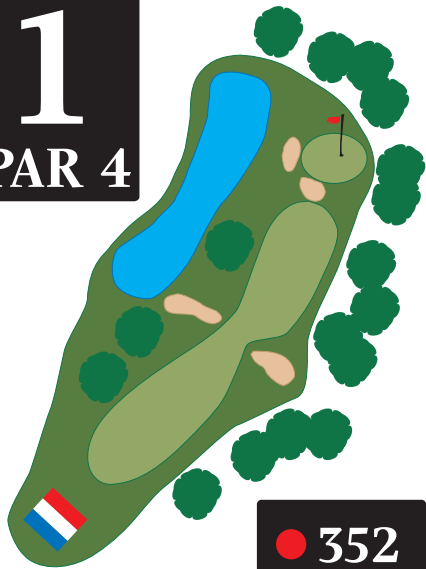


Shorewood Golf Course
University of Wisconsin-Green Bay

POCKET GOLFER

920.465.2119 • www.uwgb.edu/shorewood

1
PAR 4



Shorewood

● 352
● 362
● 367

This straight way par 4 has two large fairway bunkers. A large hickory tree guards the left side of the fairway, so a drive to the right side of the fairway is a must. Too far right and you may visit circle drive or the parking lot of the Weidner Center. Two bunkers flank the left side of this green.

2
PAR 3



Shorewood

● 109
● 146
● 167

This short par 3 can add to your score quickly. Deep bunkers in front left and right protect this elevated green. A tee shot over the green can be trouble. When the tees are back this is a very challenging hole.

3
PAR 4

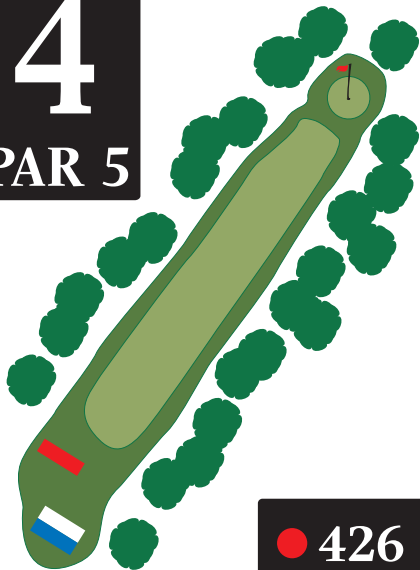


● 257
● 283
● 295

This shorter par 4 has plenty of trouble.

The pond in front of the white tees is but the first problem. This fairway is heavily tree lined on both sides and narrows to approximately 20 yards in the landing area. A large dip in front of the green makes judging the approach shot tricky.

4
PAR 5



● 426

● 492

● 502

This dogleg par 5 is the longest hole on the course. Despite it's length, this hole is a 3 shot par 5. The fairway climbs slowly up a hill so that you must be within 160 to 170 yards to see this small green.

5
PAR 4



● 293
● 321
● 330

The fifth hole is a dogleg par 4. With trees lining both sides of the fairway, it is best to hit a long iron from the tee box. There are fairway bunkers on both sides of the fairway about the 225 range. The green is sloped from back to front and is skinny. It has bunkers on the left and right.


6
PAR 3



● 152
● 165
● 175

This par 3 has large bunkers front and right to collect stray shots. One of the most sloped greens makes this trick putting. A large tree on the left edge of the fairway catches its share of shots.

7
PAR 4

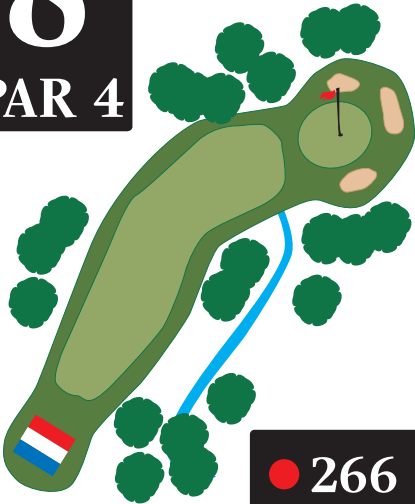


Shorewood

● 300
● 310
● 320

Number 7 is a dogleg left par 4. Your tee shot must be right of center and fairly long, otherwise you will need to negotiate a large group of trees on the left on your approach. Over the green is unplayable.

8
PAR 4



● 266
● 277
● 285

This short par 4 is a slight dogleg right. Your drive must be left to avoid the large trees and drainage ditch on the right. The green is two tier, and approach on the wrong level can easily be a three putt, or more. Bunkers right, left and back guard the green.

9

PAR 4



Shorewood

● 340

● 386

● 406

This dogleg right par 4 is killer. Uphill all the way. The pond on the right swallows its share of stray shots. Trees line the right side of the fairway. Back and left of the green are heavily sloped. After a demanding drive, the approach shot is tricky. Only the longest hitters can see the green and then maybe only the top of the flag.